



**FLUX: AUTOMATING CLUSTER STATE MANAGEMENT AND UPDATES  
THROUGH GITOPS IN KUBERNETES**

**Pradeep Chintale**

Lead Cloud Solution Engineer, SEI Investment Company, Downingtown, USA

**Gopi Desaboyina,**

Sr Systems Engineer, SEI Investment Company, Phoenixville, Pennsylvania, USA

**Abstract**

Flux is an inventive and dynamic continuation of cloud-native technologies that offers GitOps for automated updates and state management of Kubernetes clusters. Flux is able to effortlessly offer a synchronization between the desired state stated in the source code and the actual state of the Kubernetes cluster since it uses git repositories as the only source of truth. Its specialized controllers for a wide range of tasks and modular architecture offer flexibility and scalability, which are essential in the many deployment situations and utilization tools. Flux is a dependable and tested corporate technology as more and more businesses embrace GitOps techniques for improved teamwork, traceability, and dependability. The Flux architecture, components, and GitOps concepts that support Flux's implementation for Kubernetes are examined in detail in this paper. Better deployment, version control, and automatic updates are among the advantages of Flux integration that are being investigated.

**Keywords:** *Flux, Kubernetes, Helm, GitOps, Git, Kustomize Controller*

**Introduction**

This fast adaptation of cloud-native technologies changed how applications are built, released, and operated which in turn redefined the entire industry. Kubernetes, an open-source container platform, which has become the de facto standard for managing containerized applications at scale, is an outstanding solution for handling local applications. Nevertheless, the complexity and the distributions of applications make Kubernetes clusters much challenging to configure, and this can lead to various errors. This is where GitOps, a modern operational approach that uses Git as a single source, comes into play here. One of the most recognised methods that GitOps provides for Kubernetes management is Flux. Developed and managed by Weaveworks, Flux is a free software that does Kubernetes application deployment and management. Flux integrates with Git repositories and is designed to detect changes and apply them to the cluster, which ensures that the cluster is up-to-date and the desired state coincides with the defined configuration. This

simplified centralized management of clusters reduces the manual work that gets done while simultaneously improving reliability, track ability, and collaboration among the teams.

This paper takes a close look at Flux, Flux architecture, components, and also GitOps principles that help in Flux's implementation for Kubernetes. The investigation of the benefits of Flux integration among them are better deployment and version control and automatic updates.

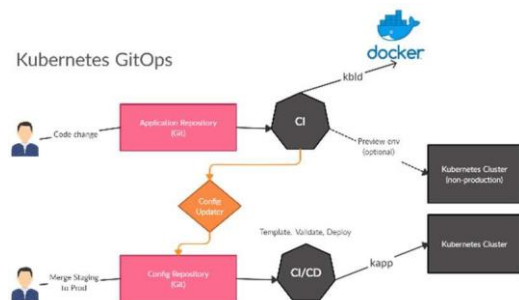
## GitOps and Flux: Principles and Concepts

### Understanding GitOps

GitOps is a modern concept in operations management that uses Git as the central tool to maintain the versioned, declarative code storing the infrastructural and application configuration in the repositories (Yuen et al., 2021). It utilizes Git like version control, collaboration, and audit logs to govern and automatize the whole delivery routine from development to production. In GitOps, the main objective is the creation of a single source for the requisite configuration of the system, guaranteeing that the existing system infrastructure and applications will have a convergence with the defined setup.

### The GitOps Workflow

The GitOps approach is based on the idea of continuous delivery from a repository. Developers or operators use a Git repository to change the configuration files based on declarations. These changes are then scanned by a deployment tool, which constantly compares the desired state in the repository with the real state of the system. When running such an investigation, if any differences are discovered, it is the role of the tool to do the needful to adjust the system according to the requested condition. Importantly, the constant reconciliation loop permits identical updates of the infrastructure and the applications with the given configuration.



**Figure 1: Workflow**

(Source: Deus, 2020)

### Benefits of GitOps

**Adopting GitOps offers several significant benefits:**

**Increased reliability and consistency:** Configurations as code is the approach whereby GitOps offers the advantage of such changes being uniform and error free for all the environments, thus reducing chances of manual errors or configuration drift.

**Improved traceability and auditability:** Git's version control capabilities will keep teams in control by providing a detailed history of all changes, implying that the previous modifications can be noticed and if necessary, reverted (Gupta et al., 2022).

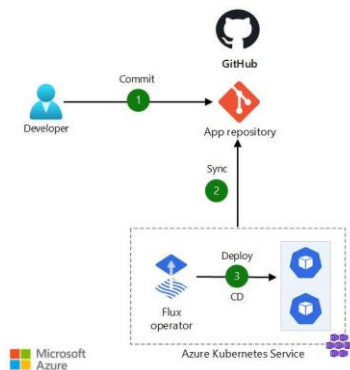
**Enhanced collaboration and visibility:** Git repositories ensure that team members work together, enabling them to assess, discuss, and accept changes before their eventual implementation. **Automated deployments and updates:** With GitOps tools, deployment and update processes become automated, decreasing the number of manual operations, and ensuring that the desired state is constantly maintained.

### Introducing Flux

Flux is a GitOps' tool that implements an operator to put into practice the motto. It works with Git repositories directly and continuously checks for changes in the stated terminal, then automatically syncs them with the actual Kubernetes cluster.

### Flux's Role in Enabling GitOps for Kubernetes

Flux based on the principles of GitOps is an integral part of the configuration management of Kubernetes clusters. Through Flux declaratively using a Git repository as a single source of truth for both Kubernetes manifest and Helm releases, Flux facilitates application deployment, update, and management on the cluster via automation (Paavola, 2021). It serves as a gateway between the Git repository and the Kubernetes API server by guaranteeing that the Git repository desired state will always persist in the given cluster. Teams can use Flux to declaratively manage resources, such as deployments and services, and their own custom resources directly from their Git repositories. Flux accepts Kubernetes manifests in plain YAML files, Kustomize overlays, and Helm charts. Flux is able to integrate and work with already established workflows.



**Figure 2: GitOps with Flux and AKS**

(Source: <https://learn.microsoft.com/en-us/azure/architecture/example-scenario/gitops-aks/gitops-blueprint-aks>)

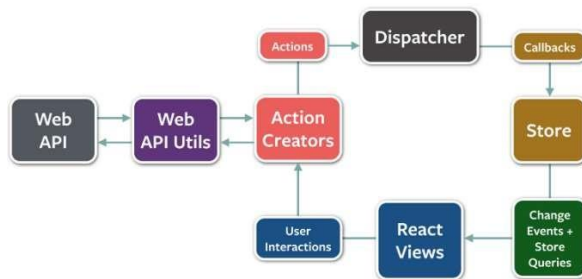
## Flux Architecture and Components

### Flux's Modular Architecture

Flux is built modularly with separate controllers trained for various tasks in partnership, so that all functions of GitOps for Kubernetes clusters can be realized effortlessly. This modular feature enables users to flexibly apply, scale and extend the Flux design to diverse situations.

### Source Controller: The Foundation

The case for the Source Controller is the prominent feature of Flux's architecture. This item ensures that it monitors all Git repositories which are hosted for the desired state of the cluster. It always performs checks for any modification in the repository and keeps the cluster's state in sync with the provided configuration (Weerakoon, 2023). The Source Controller supports different types of sources like Git repositories, Helm repositories and Bucket sources, enabling teams to reuse their infrastructure and tools.



**Figure 3: Flux Architecture**

(Source: Salcescu, 2020)

### Kustomize Controller: Enhancing Customization

The Kustomize Controller is one of the most significant benefits since teams can now get a platform for configuring Kubernetes objects with the help of Kustomize, an impressive feature. Kustomize gives the users the power to specify and apply modifications, patches, and transformations to their Kubernetes yaml files thus providing the users the freedom of re-usability and flexibility. Through the Kubernetes controller integration, Flux can synchronize the mentioned customizations with the cluster resources deployment, giving the user a certainty that only the desired state is involved.

### Helm Controller: Managing Helm Releases

Teams with Kubernetes manager can benefit from Flux by using the Helm Controller as an integral part of the Helm package manager. This component concerns release management within the cluster based on Helm command, which automates the provisioning, deleting and upgrading of helm charts described in the git repo. Helm Controller, a feature of Helm, has several built-in features that include Helm repository authentication, conditional releases and automated cleaning up of the outdated releases. These features offer so much convenience to the teams using Helm.

### Notification Controller: Keeping Teams Informed

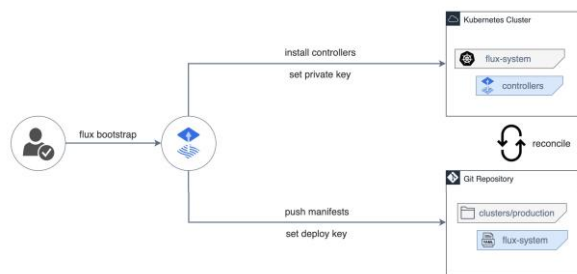
Effective communication and collaboration are in any GitOps-based pipeline. Notification controller of the flux takes this need into account by ensuring that it integrates with popular

notification platforms such as Slack, Microsoft Teams and webhooks. This part of the component is responsible for monitoring the status of the Kubernetes cluster and send the information to the configured channels or endpoints. This way the teams will be alerted about any deployment failures or successes or any other event of interest that may concern them. This transparency really helps colleagues to work together more effectively and to gain knowledge about the status of their applications and the infrastructure.

## Flux Installation and Configuration

### Prerequisites for Flux Deployment

It is necessary to ensure that Flux is deployed, allocating prerequisites in the process. Shift demands Kubernetes cluster of version 1.20 or the newer one to access the Git repository storing desired state configuration. This should be done with RBAC permissions enabled. Further to this, Flux uses specific toolings like kubectl and Git which you should install on the machine or environment where you'd configure Flux.



**Figure 4: Flux Installation**

(Source: Flux, 2023)

### Installation Methods

Flux provides multiple setup options to maximize usability and enjoyment. An approach is using Flux CLI which is a tool for installing Flux easily and automating the required steps and configurations as well. Moreover, users are offered the ability to perform manual installation by introducing Kubernetes manifests into the cluster (Flux, 2023). For Helm-knowledgeable teams, Flux delivers a Helm chart assisting in the deployment and offering an opportunity for customization via Helm values.

### Configuring Flux

The installation of Flux will also need a good configuration of which the Git repository is specified and other settings required. This structure can be realized by different principles, for instance, environment variables, command line arguments, or a special configuration file. The main elements of the configuration comprise the Git repository URL, branch, and manifests containing the desired state located in the paths specified and the authentication approach, like SSH keys or personal access tokens, to provide secure access to the repository.

## Integrating with Git Repositories

At the foundation of Flux architecture is an integration with Git repositories. It can be observed that Flux is always looking for any changes that have occurred to the startup files of a git repository. Modification detection by Flux causes the reconciliation of the state of the cluster to the updated configuration, which in turn secures smooth synchronization of Git repository and Kubernetes cluster.

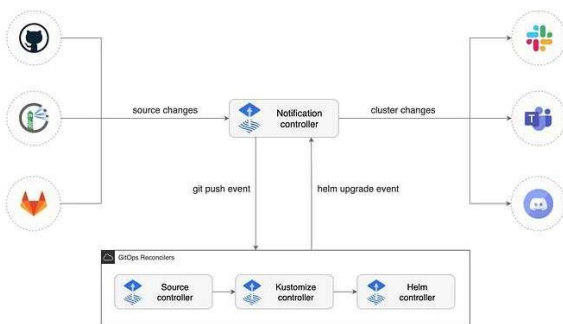
## Setting up Notifications

Effective communication is an essential part of any GitOps system, and Flux has a powerful notification mechanism which guarantees that changes are properly documented and reported. Users have the freedom to create connections with their channels, such as Slack, Microsoft Teams or a custom webhook, to achieve notifications after a successful deployment, a failure or any other pertinent events. Using notifications of the current health status of applications and infrastructure, teams can correlate and cooperate in application troubleshooting and application deployment into production environments becomes a natural process.

## Managing Kubernetes Resources with Flux

### Deploying Applications with Flux

The key ability of Flux is the automation of the application deployment on Kubernetes clusters. Flux, which can seamlessly connect to Git repositories, continually watches and compares the desired state to the one already existing in the cluster, any changes in the system based on the defined configuration (Misale et al., 2021). Flux helps in the integration of teams by means of committing to the Git repository configured and Kubernetes manifests that define the resources of the applications. Flux will act as a synchronizer and will watch changes in these resources and will either update or create deployments, services, and configmaps.



**Figure 5: Deployment using Flux**

(Source: Sharma, 2023)

## Updating Application Versions

In dynamical cases, new versions and revisions are undoubtedly, and through Flux updates are made fast and simple due to its automated reconciliation mechanisms. For an application that has gone through a new release, the teams can replace the outdated Kubernetes manifests or add the

most current Helm charts on the Git repository containing the desired alterations. Flux will immediately sense these modifications and not to initiate the update process, which will be performed via selected deployment strategies (a rolling updates or a blue green one), guaranteeing a smooth transition and avoiding downtime.

### **Customizing Deployments with Kustomize**

Whereas Kubernetes manifests serve as a declarative approach to specify resources, customization and reusability are usually the main goals in real-world use cases. Flux provides integration with Kustomize, a Kubernetes-based tool for composing and customizing resources. The support for Kustomize allows teams to basically use this feature within the GitOps framework. Flux, which is committed to the Git application of Kustomize overlays and patches, will also apply these customization variants during the reconciliation process. This will allow Flux to use manifests that are more flexible and can be reused across various environments or clusters.

### **Managing Helm Releases**

Flux provides an effort-free integration with Helm charts and repositories. Flux's Helm Controller frequently checks the Helm repositories which are configured and Git repositories where Helm charts are located, so that the Helm releases are installed, upgraded or removed according to the state that is defined in the repository (Rigby, 2022). This unification empowers teams to administer their Helm-based applications underlined by GitOps principles, such as automatic deployments, version control, and environment consistency.

### **Monitoring and Troubleshooting**

Monitoring and troubleshooting also does come handy for maintaining a robust and Kubernetes cluster. Flux offers a set of tools which include log and alerts in order to help with the previously described tasks. The Kubernetes API can be used to establish access to and context of Flux's event logs, enabling centralized logging solutions to gather and observe the reconciliation process, detect differences, and errors if they arise. Apart from this, the Flux can be configured to send the notifications across various platforms such as Slack or Microsoft Teams when deployments excel, fail, or have a particular case. By exploiting them, teams can also conduct constant monitoring of their Kubernetes-based applications and infrastructure to detect problems quickly, thus ensuring their proper operation and maintenance.

### **Security Considerations and Best Practices**

Protecting the integrity and security of the GitOps system itself is critically dependent on the process of securing the Git repositories. Such teams need to mix these measures so as to assign robust access controls, to encrypt the data at rest and in transit, and to audit access logs that can help to react to any unauthorized operation timely. RBAC is one of the elements of Kubernetes ecosystem used to limit Flux and its constituents to a level of privileges which is the minimum. The teams can set permissions by defining specific role and role binding and these restrictions help in minimizing the risk of compromise by unauthorized access.

The security of communication between the components is an indispensable requirement of the distributed architecture approach in the Flux system. Enabling Transport Layer Security (TLS) for the communication between Flux components and the Kubernetes API server and mTLS (mutual TLS) for better security would make it difficult for the data to be intercepted and manipulated.

Employing security precautions and standard practices allows to control violations, stolen or misuse of data and system as it is possible under Flux's GitOps framework.

### **Real-world Use Cases and Adoption**

Flux has a big space in the industry, with many companies from different sectors implementing it for dealing with multiple Kubernetes clusters as the GitOps capabilities. Leading companies including Weaveworks, the developers of Flux, are among the users of this tool, and they have integrated it to minimize their internal development and implementation processes. Moreover, fortune 500 companies including Shopify, Blackrock, and Volvo have been able to successfully tap into the Flux Stream thus utilizing it even in large, mission oriented projects (Grable, 2020). Besides enterprises, youth clusters and open-source communities have also adopted Flux. For example, the Flux project that is part of the CNCF (Cloud Native Computing Foundation) creates a pre-packaged release of Flux tuned to run in production environments. Growing adoption of GitOps and Flux creates an increasing number of followers who exchange knowledge and information between them.

### **Conclusion**

Flux is a dynamic and innovative continuance of cloud-native technologies that provides GitOps to automate Kubernetes cluster state management and updates. Thanks to the use of git repositories as the only source of truth, Flux can provide an effortless synchronization regarding the desired state described in the source code and the actual state of the Kubernetes cluster. Its modular construction with specialized controllers for all kinds of tasks delivers flexibility and scalability which is vital in the different deployment scenarios and utilization tools. With an increasing number of organizations adopting GitOps methodologies for better reliability, traceability, and team collaboration, Flux emerges as a reliable and proven enterprise tool. Its increase in usage among different industries and joining in with cloud providers make it clearer that it is an essential component of contemporary operations related to Kubernetes adoption. Though the AI system changes to match new challenges it keeps on growing stronger and manifests its power through automation being the best choice for stable management of cloud-native workloads.

### **Reference**

- 1) Fowler, M., & Humble, J. (2010). "Continuous Delivery: Reliable Software Releases through Build, Test, and Deployment Automation." Addison-Wesley Professional.



- 2) Hightower, K., Burns, B., & Beda, J. (2015). "Kubernetes: Up and Running." O'Reilly Media.
- 3) Helm Project (2016). "The Helm Package Manager for Kubernetes." Available at: <https://helm.sh/docs/>
- 4) Morris, K. (2016). "Infrastructure as Code: Managing Servers in the Cloud." O'Reilly Media.
- 5) Burns, B., Grant, B., Oppenheimer, D., Brewer, E., & Wilkes, J. (2016). "Borg, Omega, and Kubernetes." *Communications of the ACM*, 59(5), 50-57.
- 6) Juvonen, S. (2016). "Securing Containers and Kubernetes Clusters." Security Conference Proceedings. Available at: <https://securityconf.io/>
- 7) Kustomize (2016). "Kustomize: Kubernetes Native Configuration Management." Available at: <https://kustomize.io/>
- 8) Kelsey, H. (2015). "Monitoring and Alerting in Kubernetes." Available at: <https://coreos.com/operators/>